



## Public Health News and Reports

# Straight from the Source

---

Volume 1

Issue 11

Wednesday, May 20, 2020

This issue contains the most recent data comparing Geauga County, our neighboring counties, Northeast Ohio, Ohio as a whole, and the United States of America. The table on the following page shows our relative proportional burden of morbidity and mortality to each of those geographies as well as the actual number of cases and deaths in excess or below those one would expect given our proportion of the population of each of the geographies.

Page 3 provides notes on the data. Pages 4-9 are screen shots from the Ohio Department of Health's website dedicated to the state COVID-19 data. It is updated daily and can be found at [www.coronavirus.ohio.gov](http://www.coronavirus.ohio.gov). Page 10 shows the geographic distribution of total cumulative cases. Page 11 is a graphic that helps to explain the utility of wearing masks when with others.

Pages 12 and 13 show two week trends of new cases, hospitalizations, and deaths for the state and for Geauga County. The Governor and State Health Director have described the value in watching two week trends so Geauga Public Health will be tracking from the most current two week period, backward and report this in subsequent issues of this publication.

Pages 14-15 presents information from the Geauga County National Alliance of Mental Illness (NAMI). May is Mental Health Awareness Month.

---

**Follow Geauga Public Health on Facebook for posts  
from the Geauga County Health Commissioner.**

**Facebook @GPHOhio**

**Questions and comments via email: [Info@GaugaCountyHealth.org](mailto:Info@GaugaCountyHealth.org)**

---

**For General Questions about COVID-19, the various state orders, and other important  
information, the Ohio Department of Health has a Call Center that is staffed from 9  
a.m. to 8 p.m. 7 days/week.**

**1-833-4-ASK-ODH**

**1-833-427-5634**

---

Past issues of "Straight from the Source" can be found at  
the Geauga Public Health Website at  
**[www.GPHOhio.org](http://www.GPHOhio.org)**

---

**To get on our GPH "Straight from the Source" email list, email us at:**

**[JGearhart@GaugaCountyHealth.org](mailto:JGearhart@GaugaCountyHealth.org)**

RELATIVE BURDEN OF DISEASE:  
COMPARING NATIONL, STATE, REGIONAL, AND COUNTY DATA AS OF 5/19/2020

PROPORTIONAL BURDEN OF DISEASE	RELATIVE TO THE COUNTRY			RELATIVE TO THE STATE		
	% OF POP.	% OF CASES	% OF DEATHS	% OF POP.	% OF CASES	% OF DEATHS
OHIO	3.56%	1.92%	1.90%	N/A	N/A	N/A
NORTHEAST OHIO*	1.14%	0.61%	0.89%	32.1%	31.5%	46.8%
BORDER COUNTIES**	0.75%	0.38%	0.47%	21.1%	19.9%	24.6%
GEAUGA COUNTY	0.03%	0.02%	0.03%	0.8%	0.8%	1.5%

PROPORTIONAL BURDEN OF DISEASE	RELATIVE TO NORTHEAST OHIO*			RELATIVE TO BORDERING COUNTIES**		
	% OF POP.	% OF CASES	% OF DEATHS	% OF POP.	% OF CASES	% OF DEATHS
BORDER COUNTIES**	65.7%	63.0%	52.5%	N/A	N/A	N/A
GEAUGA COUNTY	2.5%	2.5%	3.2%	3.91%	3.93%	6.15%

EXPECTED VS. OBSERVED BURDEN OF DISEASE	RELATIVE TO THE COUNTRY				RELATIVE TO THE STATE			
	# OF CASES		# OF DEATHS		# OF CASES		# OF DEATHS	
	EXPECTED	OBSERVED	EXPECTED	OBSERVED	EXPECTED	OBSERVED	EXPECTED	OBSERVED
OHIO	53,572	28,952	3,216	1,720	N/A	N/A	N/A	N/A
NORTHEAST OHIO**	17,155	9,121	1,030	805	9,294	9,121	552	805
BORDER COUNTIES*	11,286	5,746	678	423	6,109	5,746	363	423
GEAUGA COUNTY	451	226	27	26	232	226	14	26

EXPECTED VS. OBSERVED BURDEN OF DISEASE	RELATIVE TO NORTHEAST OHIO*				RELATIVE TO BORDERING COUNTIES**			
	# OF CASES		# OF DEATHS		# OF CASES		# OF DEATHS	
	EXPECTED	OBSERVED	EXPECTED	OBSERVED	EXPECTED	OBSERVED	EXPECTED	OBSERVED
BORDER COUNTIES*	5,992	5,746	529	423	N/A	N/A	N/A	N/A
GEAUGA COUNTY	228	226	20	26	144	226	11	26

Lower		Higher	<10%	Much Higher	10% +
-------	--	--------	------	-------------	-------

\* **Northeast Ohio Counties:** Lorain, Cuyahoga, Lake, Ashtabula, Geauga, Trumbull, Portage, Summit, Medina, Mahoning, Columbiana, and Stark. \*\* **Bordering Counties:** Cuyahoga, Lake, Ashtabula, Trumbull, Portage, and Summit

#### Data Notes:

- Relative to the country as a whole, Geauga County is not experiencing a disproportionate number of deaths due to COVID-19. Geauga County represents 0.03% of the US population and has experienced 0.03% of the US COVID-19 deaths.
- Ohio as a state compares very favorably relative to the country as a whole. Ohioans are experiencing fewer reported cases and fewer COVID-19 deaths than would be expected. Ohio represents 3.56% of the nation's population but only 1.92% of the reported cases and 1.90% of the COVID-19 deaths.
- Northeast Ohio is experiencing fewer cases than would be expected when compared to the state or the nation as a whole but a higher number of COVID-19 deaths than Ohio or the nation as a whole. This is true for Northeast Ohio as well as Geauga County bordering counties and Geauga County itself.
- As geographic areas get smaller in population size, the data are more unstable, i.e. one or two cases or deaths will drastically alter the relative measures. Geauga County is monitoring outbreaks (two or more cases) in several long term care facilities.
- Geauga County is experiencing a disproportionately high number of COVID-19 deaths relative to the region and the state. This can be attributed to the activity in our long term care facilities where we have disproportionately older and more vulnerable population than the general public.
- Reported cases represent a small proportion of the total number of cases of COVID-19 in the community as the majority are asymptomatic and go untested. However, those cases are still able to spread the virus to others.

---

**Access the sources public health professionals use  
for credible COVID-19 information.**

**Visit the ODH Website at [www.Coronavirus.Ohio.Gov](http://www.Coronavirus.Ohio.Gov)**

**Visit the CDC Website at [www.cdc.gov/coronavirus](http://www.cdc.gov/coronavirus)**

---

#### **CURRENT HOSPITAL NEWS**

**Cleveland Clinic Newsroom:** <https://newsroom.clevelandclinic.org/category/news-releases/>

**University Hospitals Newsroom:** <https://news.uhhospitals.org/>

**MetroHealth Newsroom:** <https://news.metrohealth.org/>

**Cleveland VA Medical Center Newsroom:** <https://www.cleveland.va.gov/features/index.asp>

## ! Questions about COVID-19

Ohio Department of Health call center is ready to answer your questions about COVID-19

## 📞 Call 1-833-4-ASK-ODH (1-833-427-5634)

The Call Center is staffed from 9 a.m. to 8 p.m. each day, including weekends.

**26,646**  
Confirmed Cases

**1,808**  
CDC Expanded Case Definition (Probable)

**28,454**  
Total Cases

**4,998**  
Number of Hospitalizations in Ohio

**1,504**  
Confirmed Deaths

**153**  
CDC Expanded Death Definition (Probable)

**1,657**  
Total Deaths

**1,328**  
Number of ICU Admissions

**<1-108**  
Age Range

**50**  
Median Age

**53%\***  
Sex - Males

**46%\***  
Sex - Females

LAST UPDATED 05/18/2020 (UPDATED DAILY AT 2 P.M.) \* <1% SEX NOT REPORTED

## State of Ohio | COVID - 19 Dashboard

Last Updated: 05-18-20  
Updated daily at 2 p.m.

### County Map | Cases

Select a County To Filter Dashboard

#### Case Classification Status

Filter all views by case classification

(All) Total Cases

#### View By

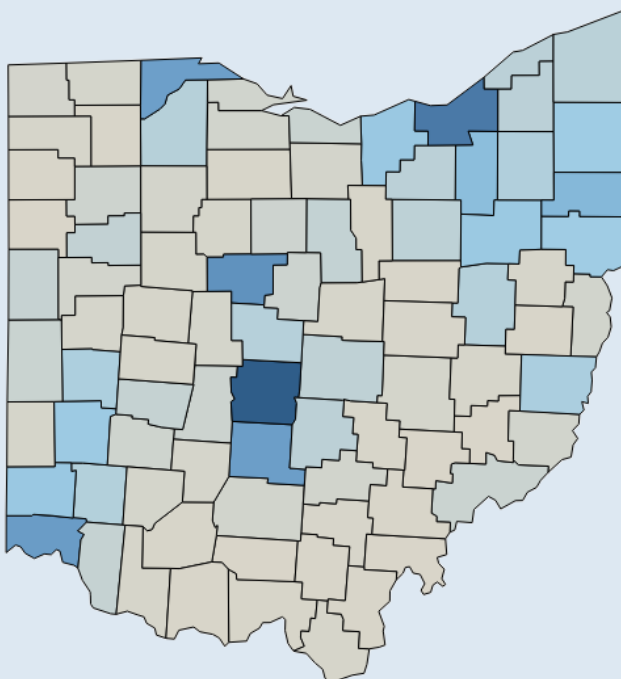
Pick an option to view in map

Cases

#### County Search

Search a county to highlight

Highlight County



### Metrics | Cumulative and Daily Count

#### Cases

\* Preliminary

**28,454**

Jan 1 Feb 1 Mar 1 Apr 1 May 1  
■ Daily Case Count ■ Existing Case Count

View Count By:  
Select to view hospitalization counts by daily or cumulative  
Cumulative Count

#### Hospitalizations

\* Preliminary

**4,998**

Jan 1 Feb 1 Mar 1 Apr 1 May 1

#### Deaths \*\*

\* Preliminary

**1,657**

Jan 1 Feb 1 Mar 1 Apr 1 May 1  
■ Daily Death Count ■ Existing Death Count

# State of Ohio | COVID - 19 Dashboard

Last Updated: 05-18-20  
Updated daily at 2 p.m.

## County Map | Cases

Select a County To Filter Dashboard

### Case Classification Status

Filter all views by case classification

(All) Total Cases

### View By

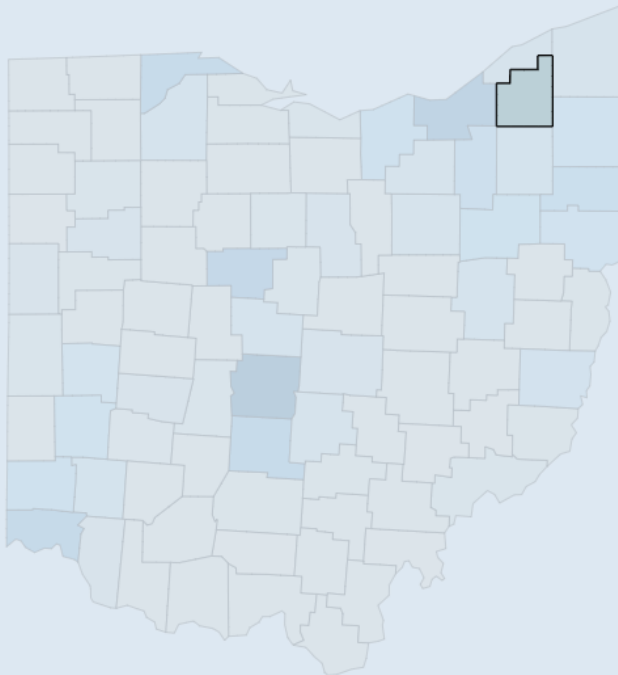
Pick an option to view in map

Cases

### County Search

Search a county to highlight

Highlight County



## Metrics | Cumulative and Daily Count

### Cases

\* Preliminary

221

Jan 1 Feb 1 Mar 1 Apr 1 May 1

Daily Case Count Existing Case Count

### View Count By:

Select to view hospitalization counts by daily or cumulative

Cumulative Count

### Hospitalizations

\* Preliminary

51

Jan 1 Feb 1 Mar 1 Apr 1 May 1

### Deaths \*\*

\* Preliminary

24

Jan 1 Feb 1 Mar 1 Apr 1 May 1

Daily Death Count Existing Death Count

## COVID - 19 | Key Indicators

Last Updated: 05-18-20

	Total Reported Cases	Last 24 Hour Reported Cases Change	21 Day Reported Case Average	21 Day Trend
Cases	28,454	531	578	
	Total Reported Deaths	Last 24 Hours Reported Deaths Change	21 Day Reported Death Average	21 Day Trend
Deaths	1,657	32	43	
	Total Reported Hospitalizations	Last 24 Reported Hours Hospitalizations Change	21 Day Reported Hospitalization Average	21 Day Trend
Hospitalizations	4,998	77	84	
	Total Reported ICU Admissions	Last 24 Hours Reported ICU Admissions Change	21 Day Reported ICU Admission Average	21 Day Trend
ICU Admissions	1,328	23	17	

All dates are based when an indicator is reported and will not match data in other COVID-19 dashboards provided by the Ohio Department of Health. All other dashboards are based on onset date, date of hospitalization, or date of death.

# COVID – 19 | KEY METRICS

Total Cases

**28,454**

Confirmed Cases

**26,646 (94%)**

CDC Expanded Case Definition  
(Probable)

**1,808 (6%)**

Total Deaths

**1,657 (6%)**

Confirmed Deaths

**1,504 (5%)**

CDC Expanded Death Definition  
(Probable)

**153 (1%)**

Age Range

**<1 - 108**

Median Age

**50**

Number of  
Hospitalizations

**4,998 (18%)**

Number of ICU  
Admissions

**1,328 (5%)**

Counties with at Least One Case

**88**

\*Total Tested In Ohio

**270,041**

Total Healthcare Workers

**4,413 (16%)**

Female

**46%**

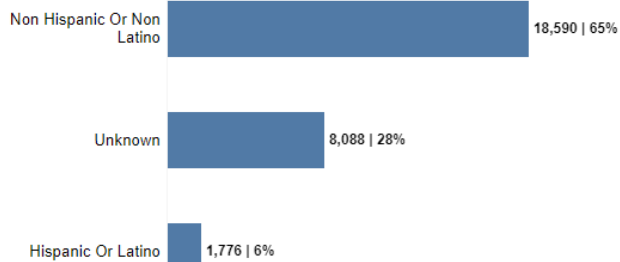
Male

**53%**

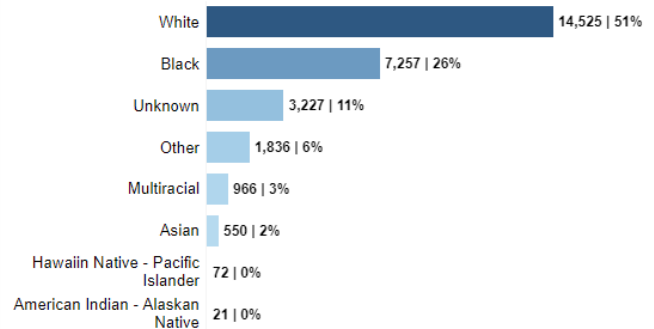
Unknown

**< 1%**

Ethnicity



Race



\*Includes testing performed on Ohio residents and voluntarily reported to the Ohio Department of Health as of 5/19/2020 at 2:00pm

**Ohio** Department of Health

## Geauga County (as of 12:00pm 5/19/2020):

Total Cases: 221 (Mean Age: 64.4 yrs., Median Age: 67 yrs., Youngest: 1 yr., Oldest: 104 yrs.)

Race: White: 95%, Black: 4%, All Others: 1%

Gender: Female: 59.3%, Male: 40.3%, Unknown: 0.4%

Total Deaths: 24 (10.9%) (Mean Age: 81.9 yrs., Median Age: 84 yrs., Youngest: 62 yrs., Oldest: 95 yrs.)

# State Of Ohio | COVID - 19 Mortality Metrics

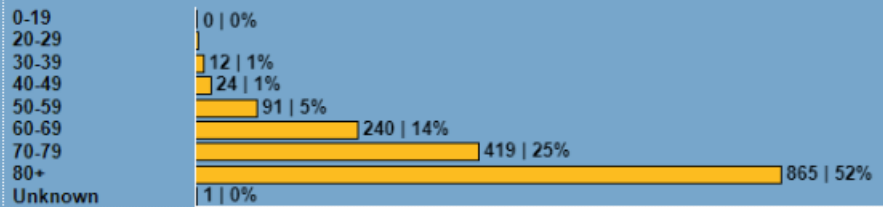
Last Updated: 05-18-20

Total Death Count  
**1,657**

Median Age  
**80**

Counties with a Death  
**66**


## Age Range



## Sex



## Race



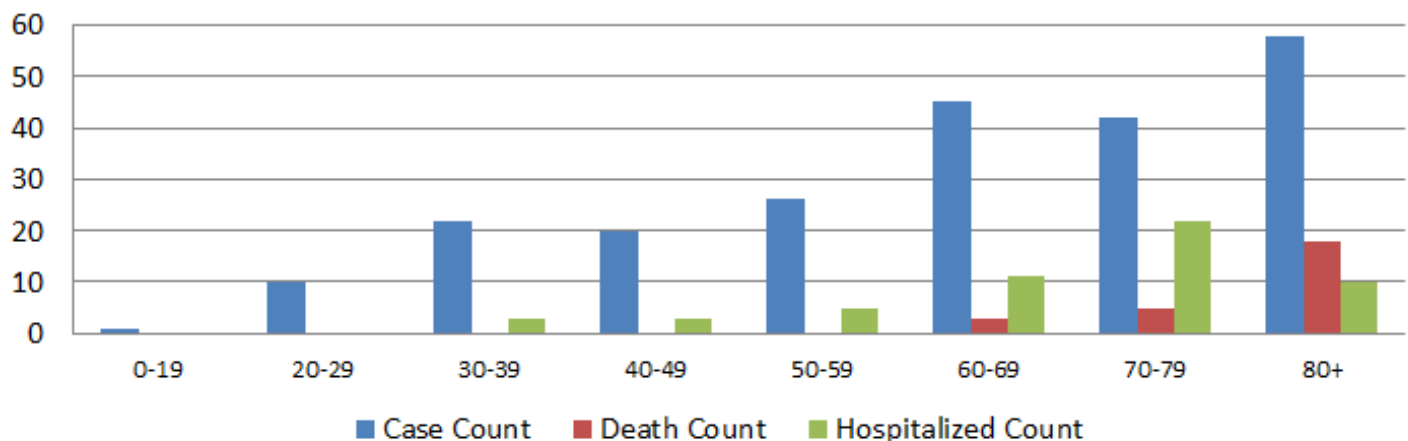
## Ethnicity



Note: Totals include Confirmed and CDC Expanded Case Definition (Probable)



## Distribution by Age Group Geauga County

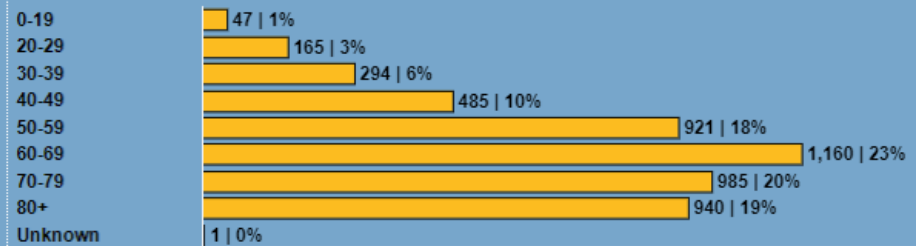


Cumulative  
Hospitalizations  
**4,998**

Median Age  
**64**

Counties with a  
Hospitalization  
**85**

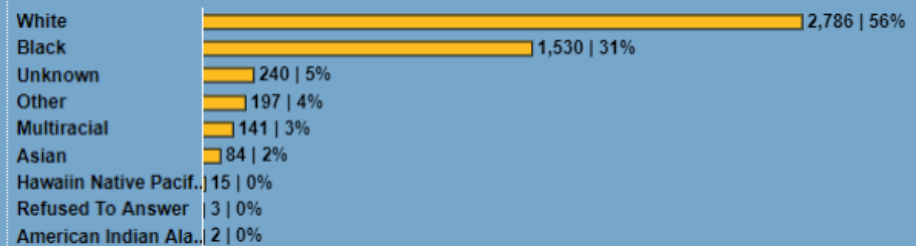
## Age Range



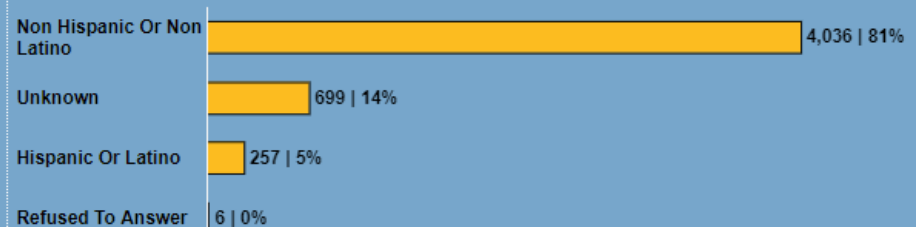
## Sex



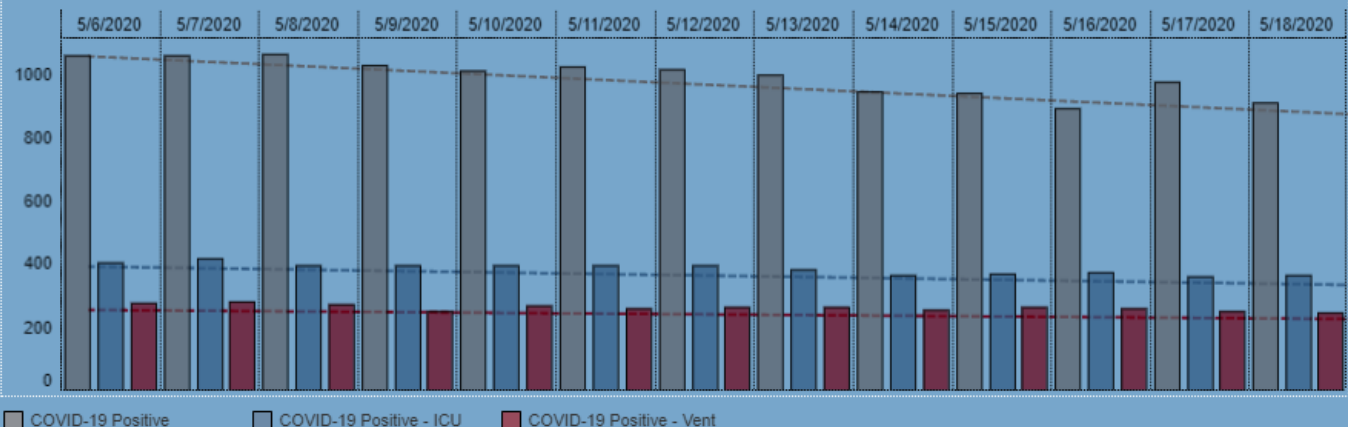
## Race



## Ethnicity



## Current Confirmed COVID - 19 Patient Count in Ohio Hospitals by Day \*



\*Reported to the Ohio Department of Health by the Ohio Hospital Association

Note: Unless otherwise noted, all totals on this dashboard include confirmed and CDC expanded case definition (probable)



## State Of Ohio | Long-term Care Facilities \*

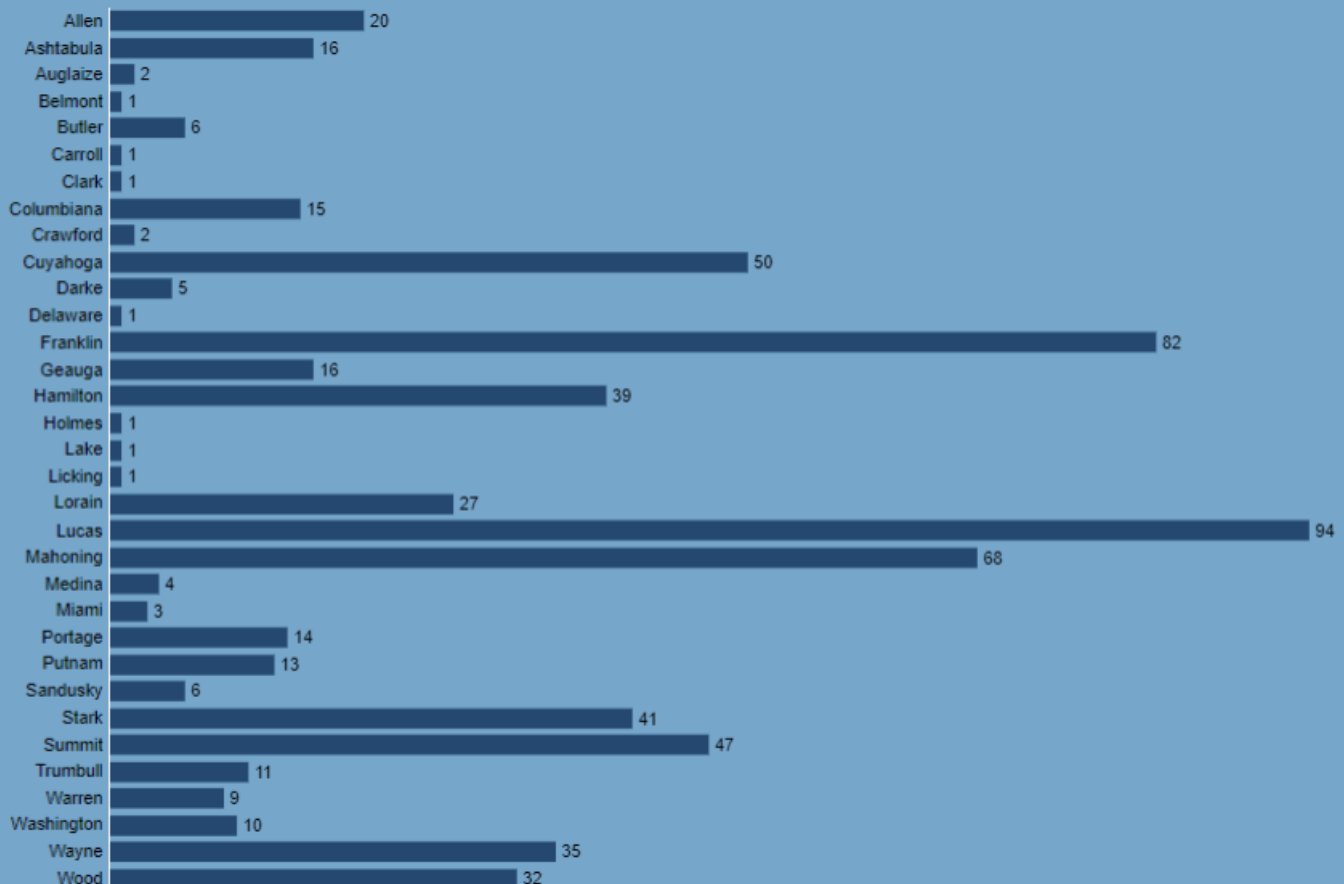
Last Updated: 05-18-20

County	Facility Name	Facility Type	Current Week Resident Cases	** Cumulative Resident Cases	Current Week Staff Cases	** Cumulative Staff Cases
Geauga	Burton Healthcare	Nursing Home	16	18	5	6
	Ohman Family Living at Briar	Nursing Home	51	67	19	23
	The Weils	Nursing Home	2	2	0	0

## State Of Ohio | Long-term Care Facilities Mortality \*

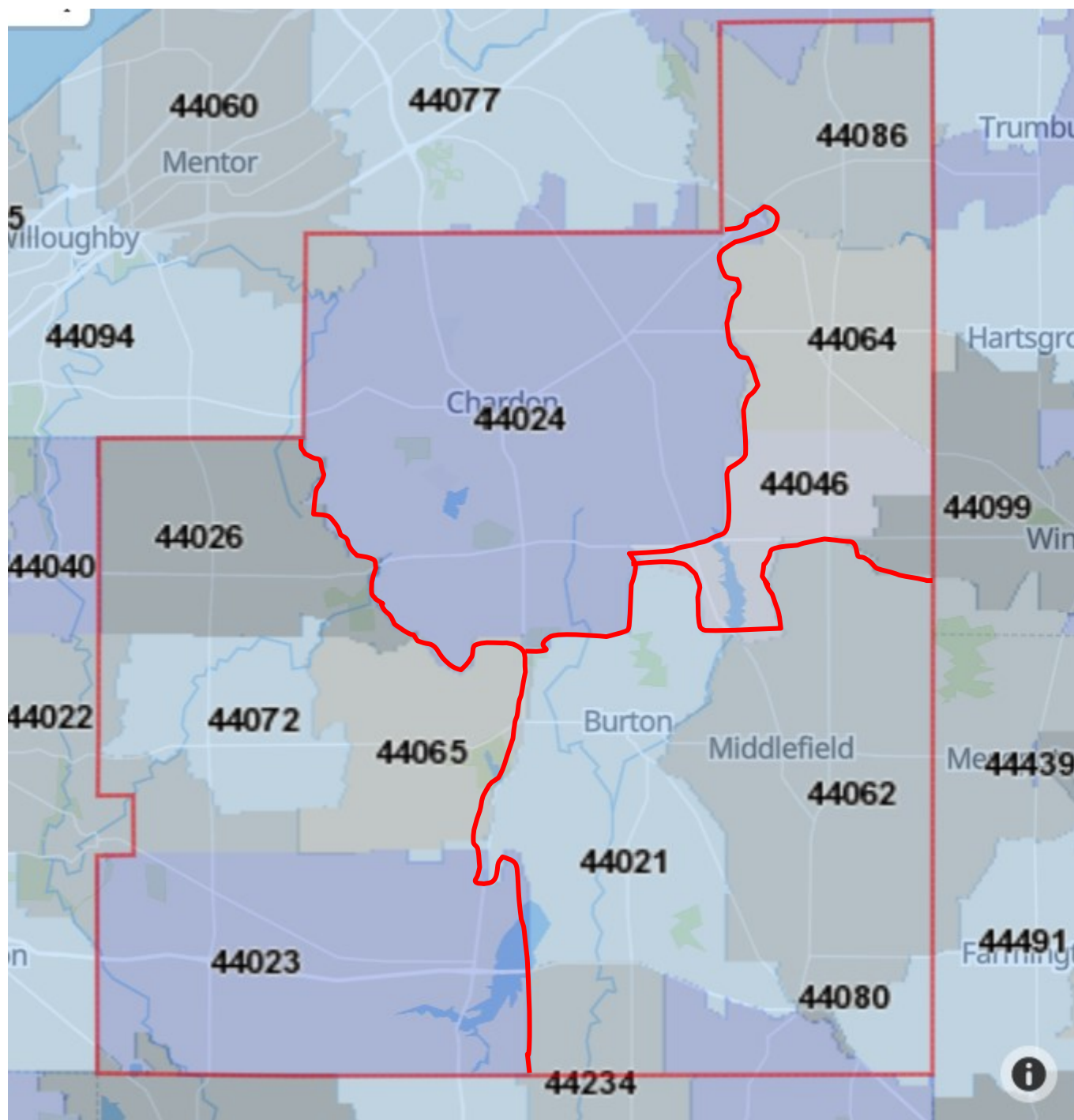
Last Updated: 05-14-20

### Death by County of Residence



\* Data is Preliminary

## Geographic Distribution of Reported COVID-19 Cases in Geauga County, Ohio



**North-Central Geauga (44024): 15% of Reported Cases (Ave Age: 62 yrs.)**

**NE Geauga County (44041, 44046, 44064, 44086): 4% of Reported Cases (Ave Age: 59 yrs.)**

**SE Geauga County (44021, 44062, 44080, 44231, 44491): 53% of Reported Cases (Ave Age: 69 yrs.)**

**SW Geauga County (44022, 44023, 44026, 44065, 44072, 44202): 26% of Reported Cases (Ave Age: 56 yrs.)**

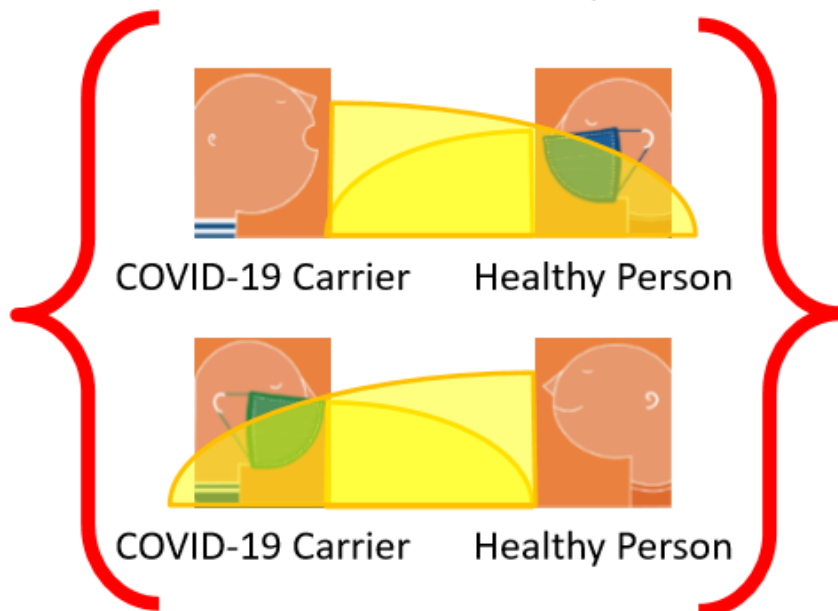
# MASKS MATTER

**VERY RISKY**



COVID-19 Carrier      Healthy Person

**STILL RISKY**



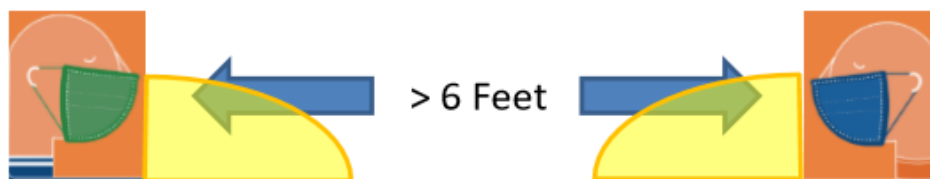
**You don't know if you are a carrier or not.**

**BETTER**



COVID-19 Carrier      Healthy Person

**BEST!**



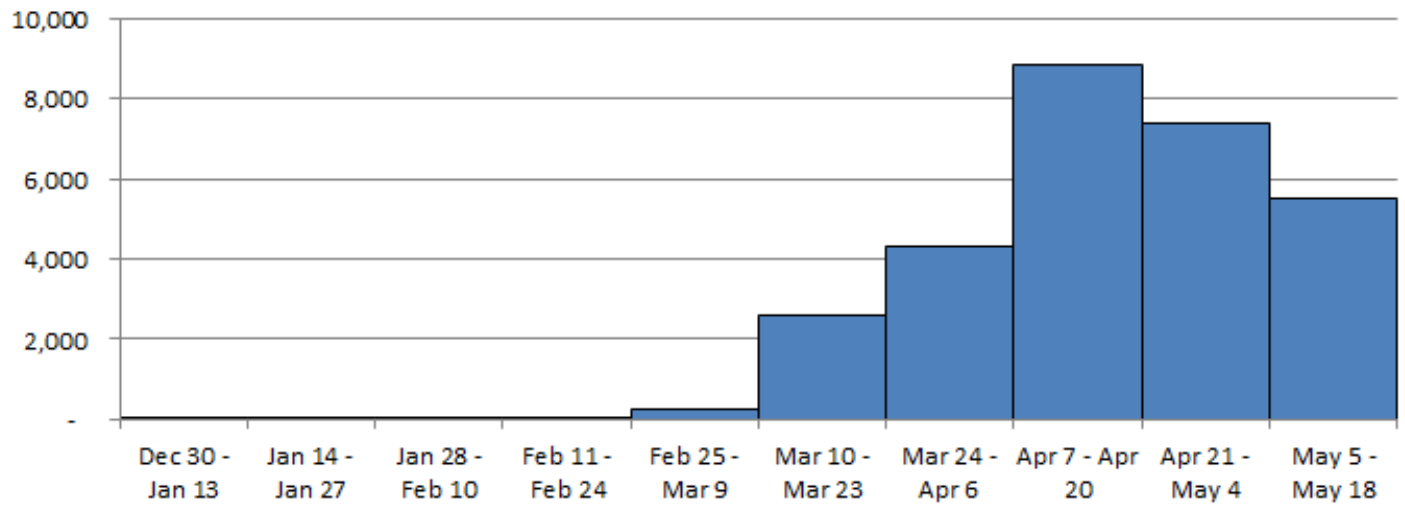
COVID-19 Carrier

Healthy Person

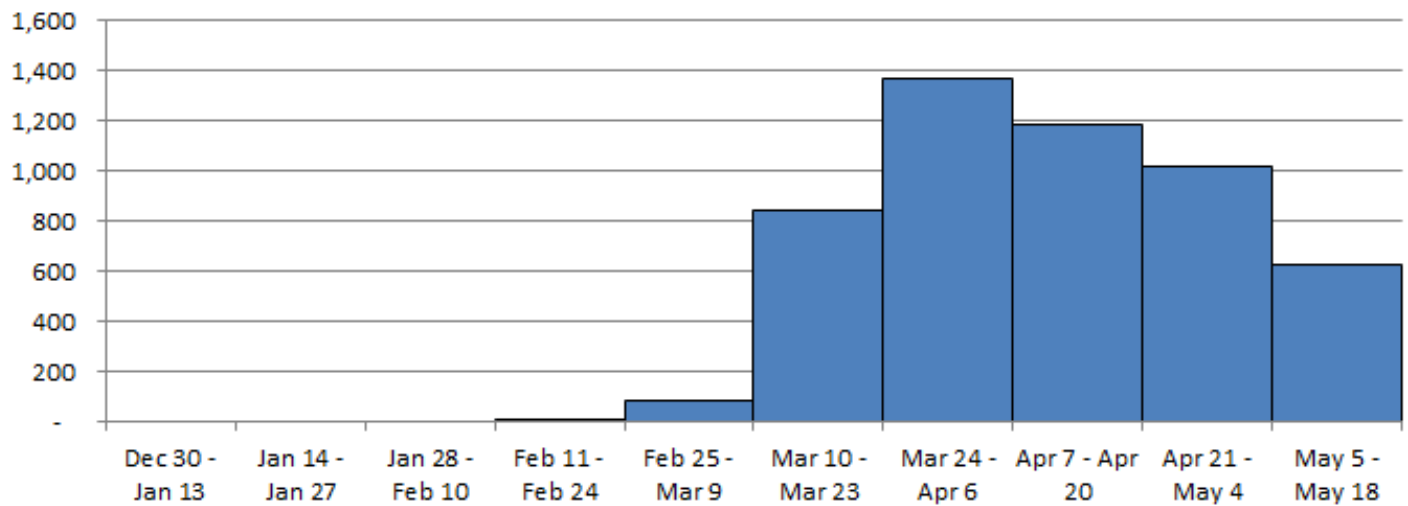


Geauga Public Health

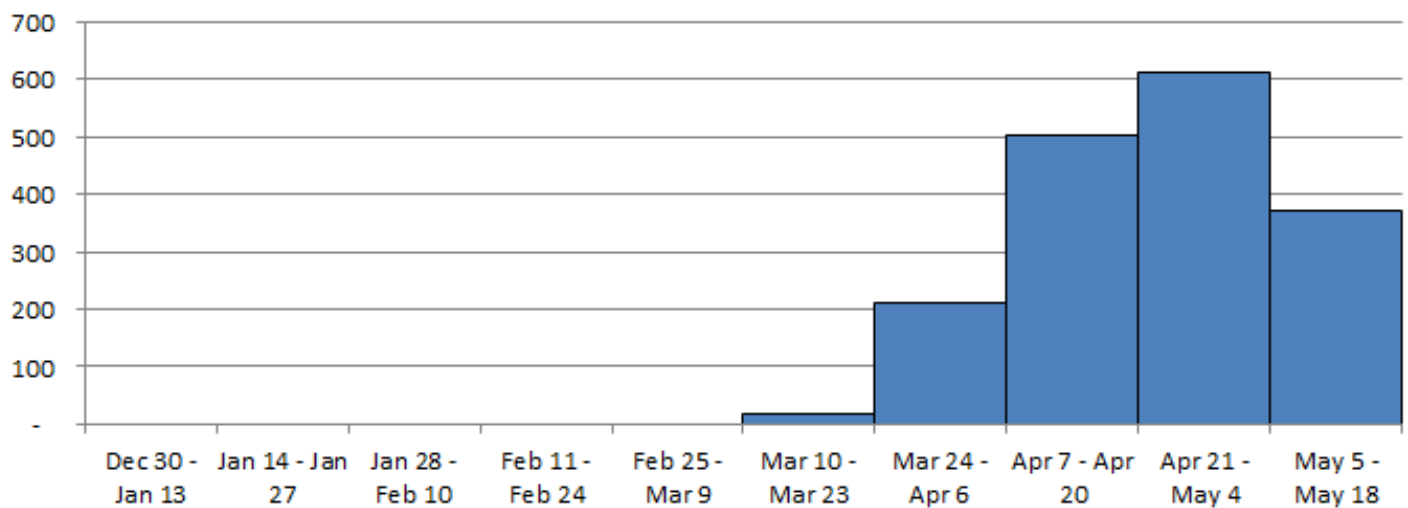
**OHIO Reported COVID-19 Cases**



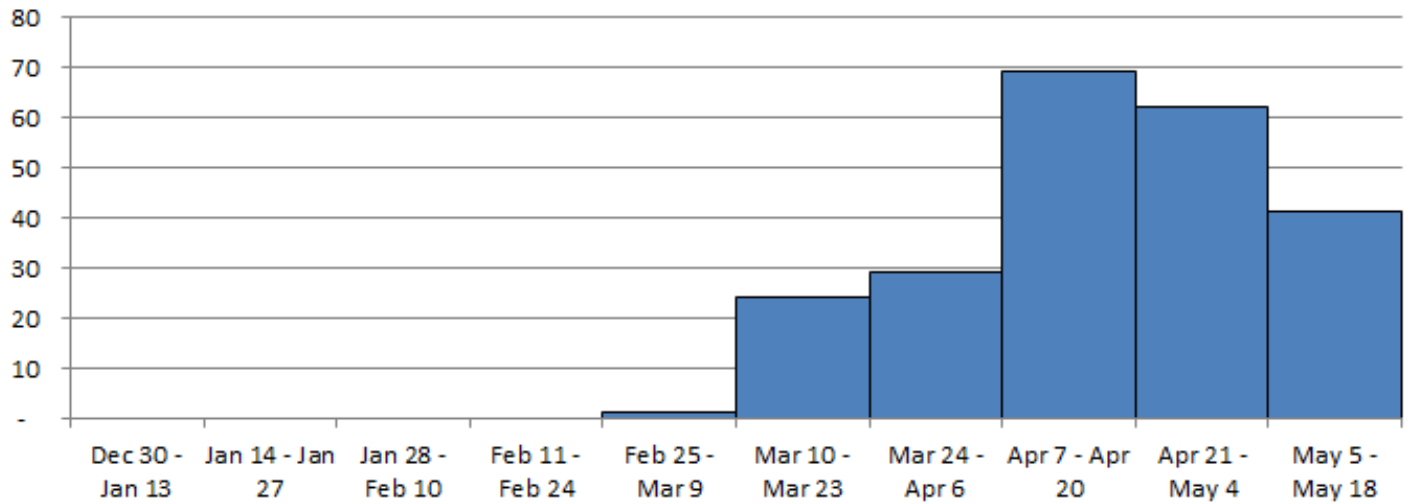
**OHIO COVID-19 Hospitalizations**



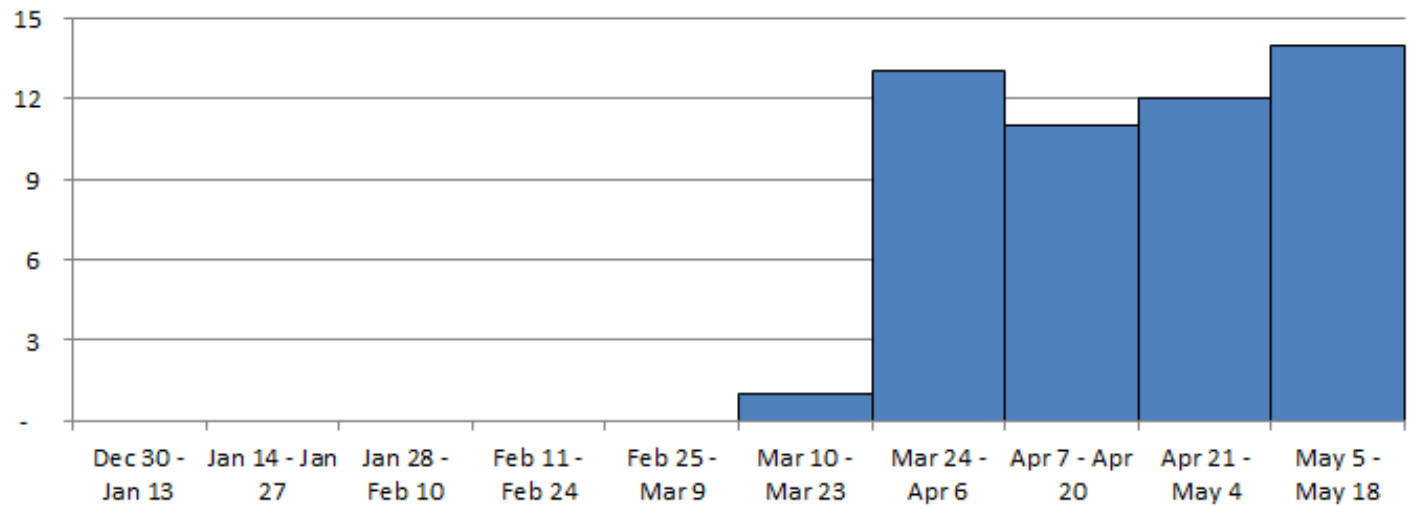
**OHIO COVID-19 Deaths**



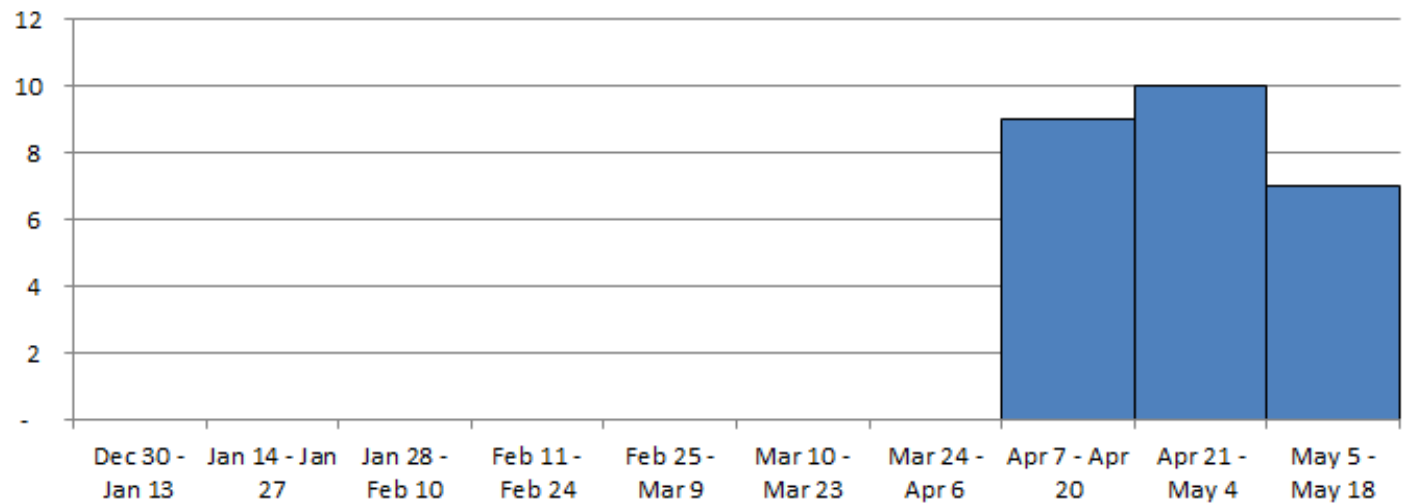
**Geauga County Reported COVID-19 Cases**



**Geauga County COVID-19 Hospitalizations**



**Geauga County COVID-19 Deaths**





MAY 7, 2020

**NAMI Geauga County – Education, Advocacy, Support**

**8389 Mayfield Road, Suite A-2 | Chesterland, OH 44026 | (440) 286-6264 | [admin@namigeauga.org](mailto:admin@namigeauga.org)**

*NAMI is the acronym for The National Alliance on Mental Illness. NAMI Geauga is our local affiliate and is located in Chesterland. We offer FREE Support Groups and FREE Educational Programs for Adults. All of our groups and classes are led by trained facilitators and teachers with their own real, lived experiences in mental health and/or addiction recovery.*

**May is Mental Health Awareness Month**

### **VIRTUAL (ONLINE & OVER PHONE) SUPPORT GROUPS**

Currently all programs and support groups meet online and over the phone. We use ZOOM Meeting – free app available. Visit our website [NAMIGEAGA.org](http://NAMIGEAGA.org) to find the support group links and phone instructions as well as more information and videos

#### **ANONYMOUS DUAL RECOVERY SUPPORT GROUP - Virtual**

**Sundays, 6:30p-7:30p**

A free, anonymous and confidential group for adults who have BOTH a diagnosed mental health disorder AND a substance use disorder. This group is modeled on 12-step programs, and meets weekly.

#### **CONNECTION PEER RECOVERY SUPPORT GROUP – Virtual**

**Tuesdays and Wednesdays, 7p-8:30p**

**Thursday mornings 11a-12:30p**

A free, confidential and safe support group for adults living with mental health conditions.

#### **FAMILY SUPPORT GROUP - Virtual**

**Tuesdays, 7p-8:30p**

**Thursdays, 10a-11a**

A free, confidential support group for adults with loved ones living with a mental health diagnosis.

#### **GROWTH THROUGH GRIEF SUPPORT GROUP – SUPPORT GROUP**

**2<sup>nd</sup> & 4<sup>th</sup> Wednesdays, 7p-8:30p**

Free support group designed to guide loved ones on their journey to find hope and healing after suicide and other traumatic deaths.

## COMMUNITY OUTREACH and EDUCATION PROGRAMS, CLASSES, GUEST SPEAKERS



**Currently in session: Mondays, 6p to 8:30p**

**Family-to-Family** is a free educational program for family, significant others and friends of people living with mental illness. It is an evidenced-based program. Research shows that the program significantly improves the coping abilities of the people closest to an individual living with a mental health condition. This weekly program includes presentations, discussions and more.

The current session is full. If you would be interested in being contacted when the next class is available, call or email: (440) 286-6264 or [admin@namigeauga.org](mailto:admin@namigeauga.org).



**Currently in session: Wednesdays, 1pm to 3pm**

**Peer-to-Peer** is a free educational program for adults with mental health conditions who are looking to better understand themselves and their recovery. Taught by trained leaders with lived experience, NAMI Peer-to-Peer includes activities, discussions and informative videos. However, as with all NAMI programs, it does not include recommendations for treatment approaches

The current session is full. If you would be interested in being contacted when the next class is available, call or email: (440) 286-6264 or [admin@namigeauga.org](mailto:admin@namigeauga.org).

### COMING IN JUNE



#### **Mental Health First Aid (Adults)** **Thursday, June 18, 2020, 8am To 4:30pm**

Mental Health First Aid is an 8-hour course that teaches you how to identify, understand and respond to signs of mental illnesses and substance use disorders. The training gives you the skills you need to reach out and provide initial help and support to someone who may be developing a mental health or substance use problem or experiencing a crisis.

To pre-register, call or email: (440) 286-6264 or [admin@namigeauga.org](mailto:admin@namigeauga.org).